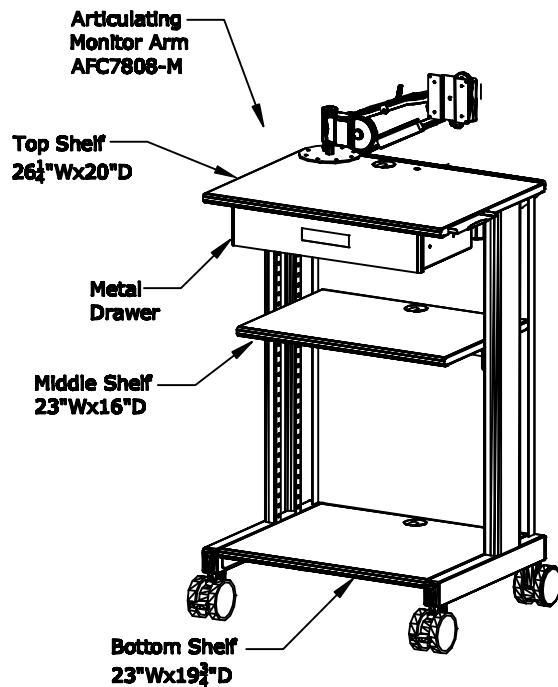
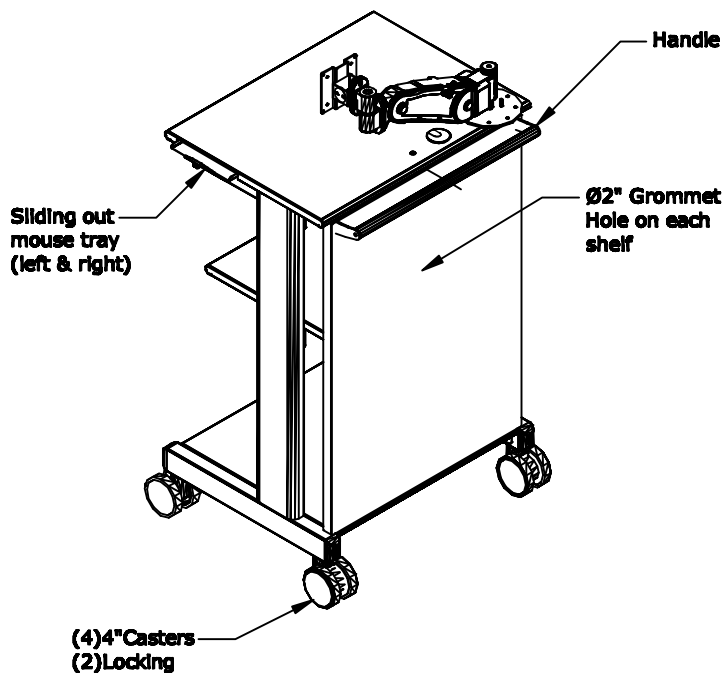
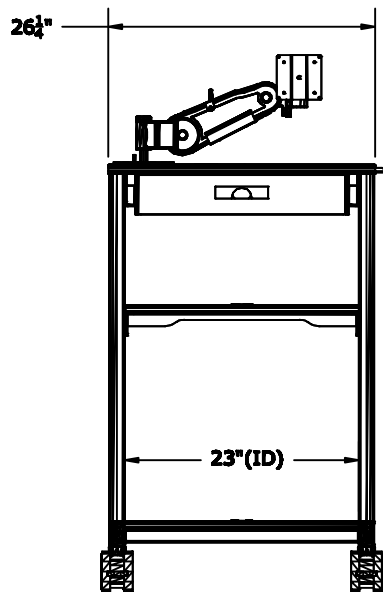


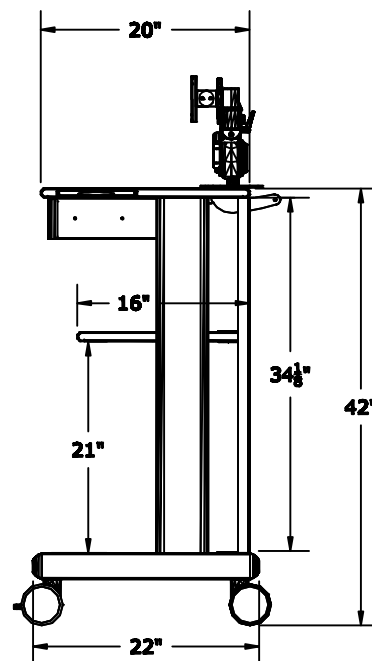
## ISOMETRIC VIEW



## FRONT VIEW



## SIDE VIEW



NOTE :	DRAWN BY : PR	DATE: 04/01/11	DESCRIPTION :	
	<b>A P P R O V E D</b>		LAB CART	
TOLERANCES UNLESS OTHERWISE SPECIFIED FRACTIONAL ±1/64 2 PLC. DEC. ±.01 3 PLC. DEC. ±.001 ANGULAR ±.5° FINISH ∇	ENG :		USED ON :	
	MFG :		PATH : L/Final Assmby/C&R/Lab Cart	
	QA :		NUMBER : LB200-105-06	LAYER :
	SCALE: N.T.S.	SHEET : 1 OF 1	REV: A	SIZE A